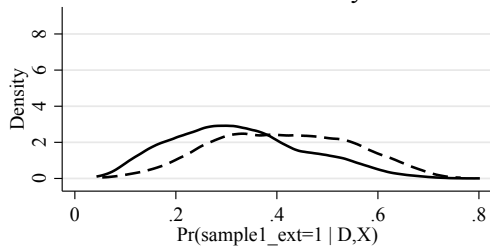


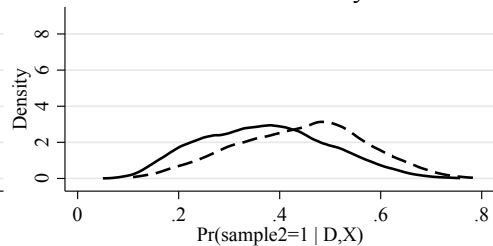
Attrition diagnostics

$\Pr(S=1 \mid D,X)$; $S=0$ vs $S=1$

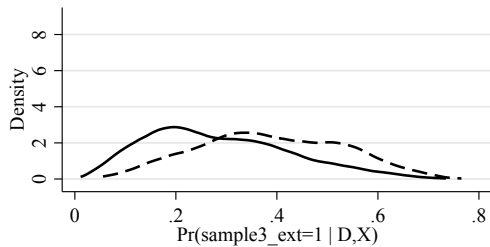
Midline Survey



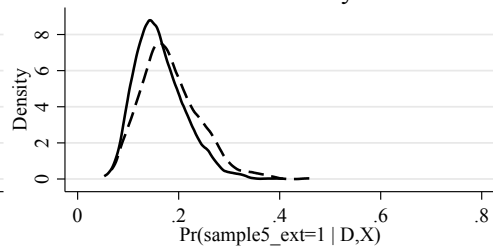
Endline Survey



Both



Endline Only



— S=0 - - - S=1

Selection propensity score